


MFA for I-Site

Multi-Factor Authentication (MFA) was established on I-Site in July 2025 to offer more protection to the Health Fund website, I-Site.

Initially, members will be prompted to have a verification code emailed to the email the Health Fund has on file linked to I-Site. A text message code is available and can be established once in I-Site.

Click “Send Email to”, then you will be prompted for a Security code which will be emailed.




Confirm Identity


Multi-Factor Authentication is enabled for your account. A verification code will be sent by choosing one of the methods below. Security Codes are valid for 10 minutes. Only the most recent code is valid.

SEND EMAIL TO A*****@IUOE139.ORG

NO VALID CELL PHONE ON FILE



TIP - After logging in, you can add a mobile number to receive your code via text message, which is normally faster than waiting for an email.



Confirm Identity

Your Security Code has been sent to A*****@IUOE139.ORG. Keep an eye on your email inbox and spam folders for the Security Code to finish the login process.

You must enter your Security Code before you can log in to your account. Enter the code sent to your email address. The code will be valid for 10 minutes. Only the most recent code is valid.

Enter Security Code

Have you waited a few minutes and not received your code? Resend code

VERIFY

CHANGE CONTACT METHOD

RETURN TO LOGIN PAGE

****Change Contact Method is only available if the Fund Office has both an Email and SMS phone on file for I-Site. To add a cell number for text messaging, please see [To add a SMS Cell Number on I-site](#) on page 3.****

Portal Authentication Code

issisite@issi-webservices.com
To: Angela Shelly

⚙️ 😊 ↩️ Reply ↩️ Reply all ↗️ Forward | 🔗 | 📧

Mon 7/14/2025



**Authentication Code from the Operating Engineers Local 139
Health Benefit Fund**

Your Authentication Code is:

300579

Thank you,
Operating Engineers Local 139 Health Benefit Fund

**Please do not reply to this message.
This e-mail is automatically generated and
replies to this e-mail address are not read.**

Enter the code provided and click on VERIFY.

To add a SMS Cell Number on I-Site: Establish a Cell Phone number to get the MFA code texted instead of emailed.

 My Account

Once logged into I-Site, click on “My Account” on the upper right.

This is where you can update credentials, security question and password, and add a mobile phone number.

Account Settings

Email Address:	AN*****@IUOE139.ORG	[Change]
Password:	*****	[Change]
Security Question & Answer:	What is your favorite TV show?	[Change]
Mobile Phone Number:	None on file	[Change]

Click on “Change” and the screen will adjust so a cell phone can be added. Click on the “Add Cell Phone” Button.

Mobile Phone Number:

Adding or changing your phone number will require verification. If you are adding or changing your number, a new code will be sent to that device. You must enter the code sent to the new device to continue.

By entering a phone number below, you agree to receive text messages from the Operating Engineers Local 139 Health Benefit Fund. Messages will be for the purpose of verifying the submitted phone number and protecting logins through multi-factor authentication. Standard message and data rates may apply.

Click [Add Cell Phone] to add your mobile phone number.

Please be sure that the provided number is able to receive text messages.

None on file

ADD CELL PHONE

VERIFY PHONE

Current Password

...

Current password is required to make changes.

SAVE

CANCEL

Once the Cell phone is entered, a text message will be sent to verify the number. This text message is going to be what future text messages will look like if you select to receive your code via text.

Cell

(999) 999-9999



CANCEL

Clicking the button below will send a text message to the new phone number. Standard text/SMS rates apply.

VERIFY PHONE

Current Password



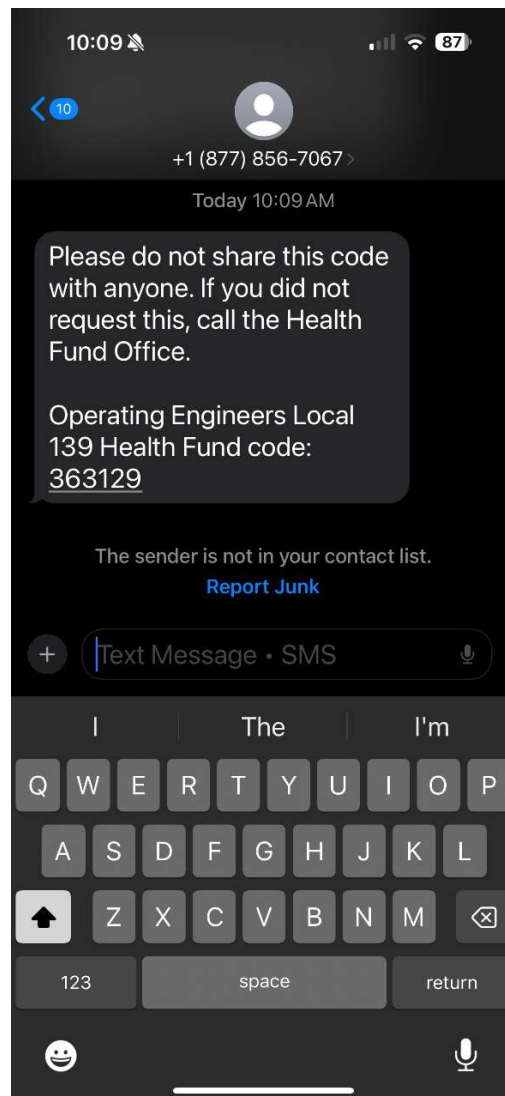
Current password is required to make changes.



Code Sent

A verification code has been sent to the indicated phone number. When you receive the code, enter it in the "Verify Code" section, enter your current password, and click "Save" to update your Multi-Factor Authentication.

OK



The verification code and the I-Site Password are required to make the change official. Once the setting is updated, the MFA code will be available by either email or text messaging.

Verify Code



Didn't receive a code? Resend

Current Password



Current password is required to make changes.

SAVE

CANCEL



Settings Updated!

Your settings have been successfully updated

OK

If you have any questions or concerns about Multi-Factor Authentication or the I-Site, please contact the Fund Office at (262) 549-9190.